



Nimble News

May 2023

Louisville Nimble Thimbles Quilt Guild

Meeting at The Jeffersonian
10617 Taylorsville Road
Louisville, KY 40299

First Thursday at 6:30 p.m.

Third Thursday at 10:00 a.m.


Be sure to check your email or our website before heading to a meeting to ensure the location has not changed.

Upcoming Programs

May 4, 2023 Curved Piecing by Angelique Shah, Mojo Quilts and more – 6:30 - 8:30 p.m.

Location The Jeffersonian Kentucky Room, 10617 Taylorsville Road, Jeffersontown, KY 40299

Supplies: General sewing supplies
Four 14" squares of contrasting fabric (Example: 1 solid, 1 stripe, 1 floral, 1 polka dot. More contrast is better for an interesting block.)



May 18, 2023 Patriot Quilt – Robbie and Linda – 10 a.m. – 2 pm.

Location The Jeffersonian Kentucky Room, 10617 Taylorsville Road, Jeffersontown, KY 40299



The Patriot Quilt Committee is requesting that members bring in patriotic fabric scraps to be used in making this year's Patriot Quilt. The pieces need to be large enough to be able to cut a 5.5" square. No need to cut the square. Please bring the fabric to the next meeting and give to Robbie or Linda.

Basic Sewing Supplies

Sewing machine, manual, tools
Pins

Scissors

Extra needles
Seam ripper

Thread
Rotary cutter

Bobbins
Rulers

June 1, 2023 M. J. Kinman Lecture and Trunk Show, 6:30 – 8:30 p.m.

Jeffersonian Watterson Room, 10617 Taylorsville Road, Jeffersontown, KY 40299 **NOTE THE ROOM CHANGE**



M.J.'s "Gems & Joy" slide lecture and trunk show chronicle her 25-year adventure in learning how to create the biggest diamonds in the world using fabric.

During her presentation, she will talk about the techniques to create and assemble the hundreds of pieces in each diamond, materials she uses to create the wash of color and light across a gem's surface, and the quilting techniques that enhance a gem's facets.

Free for LNT members, Non-members, \$10.00



For more information, go to <https://nimblethimbles.com/kids-quilt-show/>

April Programs


April 6, 2023 – Mary provided members with fabric in baggies to make Cuddle Care quilts for Norton Hospital babies and children.



April 20, 2023 – Sandy taught members how to make a hexagonal star trivet using fabric folding.



April Sew and Tell



CJ will be teaching the Cathedral Window at the June day meeting.

Cuddle Care



Cuddle Care has provided two fun filled LNT meetings thus far this year. In January we met together and sewed enough Scottie dog blocks to put together five quilts for Norton Children's Hospital.

At our April meeting we sewed together pre-cut fabric pieces from packets to use our sewing skills to construct more quilt tops. What a great time we had!



Thank you to everyone who either sewed on those days or complete tops for quilts for Cuddle Care at home. We continue to encourage members to use their creative sewing skills at home to sew tops, bindings, complete quilts, etc. for Cuddle Care. Thanks for all your hard work!

Mary, Cuddle Care Chair

Maryhurst

First off, I want to thank everyone that has helped me this year with Maryhurst totes.

So far this year we have delivered 30 totes to the girls and have 7 ready to deliver by the end of April.

Ruth Ann, Maryhurst Chair



Ruth Ann delivers bags to Shelby Allen, the Donations Coordinator.

Needle News submitted by Marilou

Change your needle after each project.

If the needle makes a thumping noise, the tip is dull or broken; change it.

If it breaks the thread, it is either broken or it may be inserted the wrong way.

If it skips stitches or puckers the fabric; change it.



Size

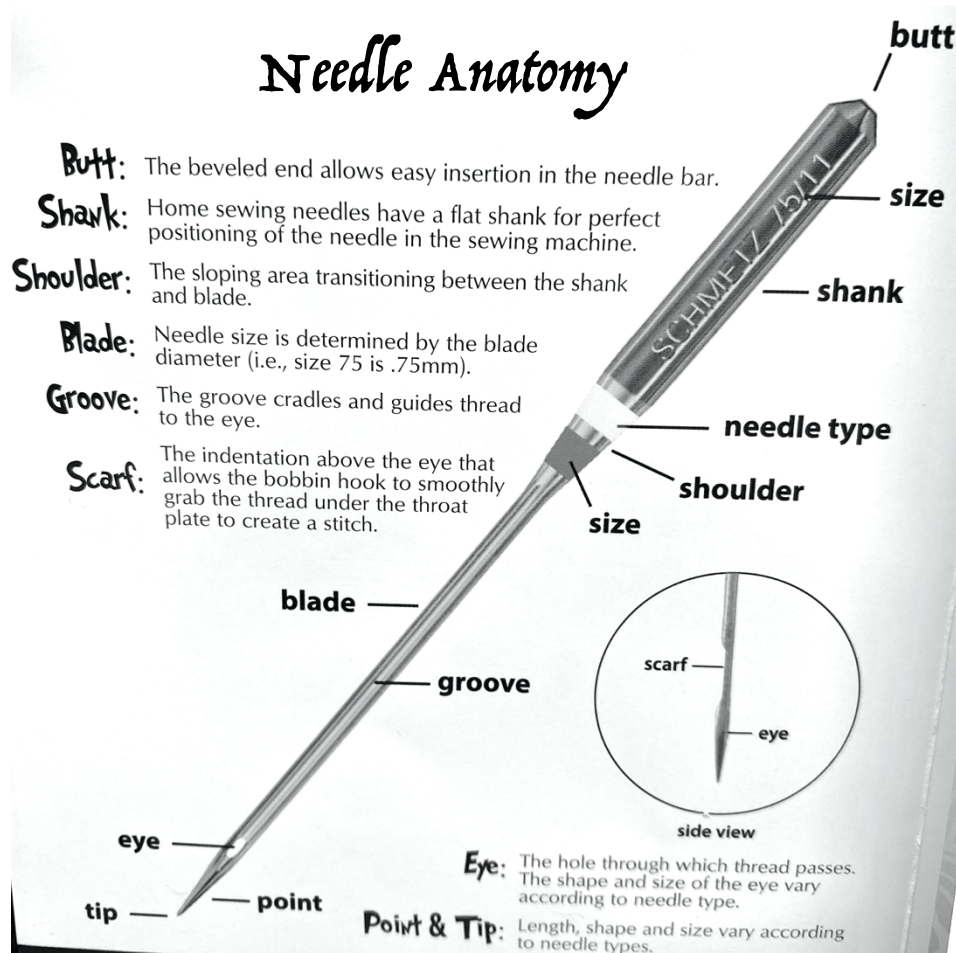
- Match your needle size to your fabric. Use a jeans needle for denim, a size 10 or 12 for regular stitching on quilting fabric, size 14 or 16 for heavier thread on canvas or duck.
- The flat side of the shank goes 'away' from you toward the back of the machine, or sometimes to the left
- Needle packages labeled 'universal' will fit any machine.

Twin Needles

- Double needles are actually two needles on one shaft used to create two rows of stitches simultaneously. Use two spools of thread and one bobbin thread. They come in many sizes, the difference being the width between the needles.

Match your thread content to your fabric content

- 80/20 cotton/poly fabric - use cotton/poly thread
- 100% cotton fabric - use 100% cotton thread
- silk fabric - use silk thread.



Quilts Recorded for Posterity

Nimble Thimbles partnered with Kentucky Heritage Quilt Society on April 1 to record the information and history of fifteen quilts. Seven of them were quilts owned by our own members; two belonged to Sandy Shawhan, two to Sara Jane Lynch, and one each to Susan Wolfe, Sylvia Gibson, and Julie Mackell. Linda Slye organized the event and kept everything moving smoothly.

Saturday, April 1 was official Quilt Registration Day when the old quilts were photographed and the facts (who, what, when and where) were recorded. The information will be filed at The Folk Life Archive at Western Kentucky University where it can be accessed at khqs.org.

Certified Quilt Appraiser Vickie Coleman led a team of quilters who studied each quilt and identified fabrics, colors or style that indicated the approximate date it was made. It was then hung on a frame and officially photographed.

The interviewers talked to each owner and recorded such facts as the maker's name, date of birth, and where the quilt was made; stories about the quilt such as who it was made for, whether it was sewn by machine or by hand, and how the owner came to have the quilt. Each owner received a printed label, including their id number, to sew onto the back.

The day-long event was held at the Southwest Regional Library and more than fifteen LNT members participated to make it a great success. There are plans to hold the event annually.

Linda Slye, Quilt Registry Coordinator



Certified Appraiser
Vickie Coleman

Louisville Nimble Thimbles Quilt Guide Presents

Bite Size Gems Class presented by M. J. Kinman

Date: Saturday July 15, 2023

Where: MOJO Quilts
510 Bells Mill Rd.
Shepherdsville, KY 40165

Time: 9:30 a.m. to 4:00 pm

Class Size: 25, no peanut gallery

Cost: LNT members \$15
Non LNT members \$40

Registration open for LNT members now.

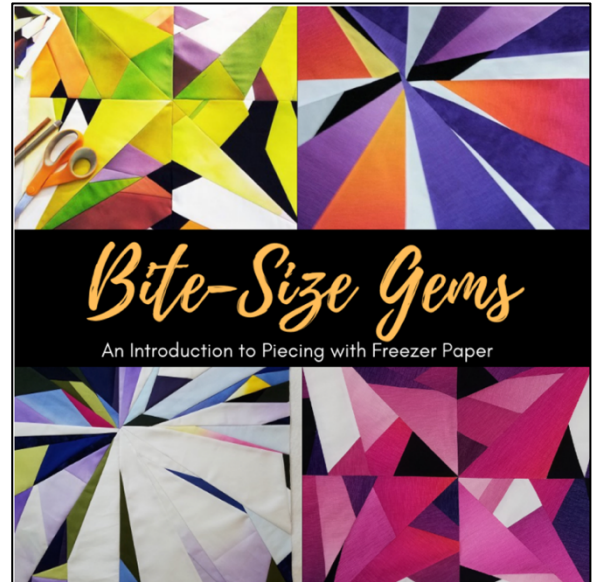
Registration for Non LNT members opens June 1, 2023.

Registration is complete when fee is paid.

Bring: Lunch and Drink, coffee will be available.

Supply List will be provided at a later date.

For more information, contact Debbie Bates or Vicki Meade.



M.J. Kinman's Trunk Show & Workshop Descriptions

1-Session Workshop (approx. 6 hours)



Using the design and piecing techniques I rely on to create my giant gemstone quilts students will create their own singularly beautiful work of faceted light. Freezer paper piecing techniques are powerful techniques that can transform any quilter's ideas into reality. This is NOT foundation paper piecing! Instead, this is *traditional piecing* using freezer paper as your template.

Over the course of a single day-long session, students will learn how to:


- Create a freezer paper pattern based on a mock-up of a bite-size gem that I provide.
- Understand how different types of fabrics impact the flow of light and color across their design.
- Assemble the fabric facets to create their own 18"-square mini-quilt of faceted color.

Activities include:

- Prepare an 18" square freezer paper template.
- Transfer the mock-up design to the freezer paper by using a simple grid technique.
- Create a color palette.
- Code the facets in their template to designate position, color, and adjacency.
- Cut apart their freezer paper template and sort by color code.
- Iron freezer paper facets to their painted fabric according to the color codes.
- Cut the facets and organize them by section code.
- Learn techniques to piece facets.

Supply List:

- **Note: MJ will bring freezer paper for members to use.** However, if students wish to purchase their own, they can do so by purchasing it at their local grocery store OR from Amazon. The freezer paper should be 18" wide.
- Colored pencils in the colors of the gem they want to create.
- Highlighter
- Regular pencils
- Ball point pen or permanent markers
- Eraser
- Bic Wite-Out tape or similar brand (Please do not purchase a bottle of Liquid Paper/Liquid Wite-Out since it will make a mess on your iron.)
- 18" ruler & Small ruler with a 1/4" measurement
- 6-8 business-size envelopes
- Domestic sewing machine and thread assortment (neutrals or colors that match your fabrics)
- Scissors and rotary cutting tools (cutter and mat) Bring 2 rotary cutters if you want to cut paper with one and your fabric with another.
- Iron and ironing pad (or board)
- Fabric – Fat Quarters of cotton solids or gradients. Consider bringing a range of values (light, medium, dark) within one or two colorways. This project works best when you have a very dark value, a very light value, and a range of 2 or 3 medium values. White and black also work well to bump up the "bling" in your gem.



Marilou's Christmas Challenge for 2023

You are encouraged to find a new and interesting way to interpret the Christmas spirit. It can be funny, beautiful, inspirational; modern, traditional, or art.

The *challenge* is to use any color combinations EXCEPT red and green.

1. You may use either red OR green, but not both. That means no Christmas fabric that contains both red and green
2. Minimum size 160" perimeter. You could make a wall hanging, lap quilt, or something of your choice.
3. Must be quilted and bound or pillowcase edged.

There is a \$5 fee to enter and that will be the grand prize. 2nd and 3rd places will receive ribbons.

Participants will be asked to bring their completed quilts to the Christmas Party on December 7 where they will be displayed and the **Viewers' Choice** judging will take place.

Sign up at guild meeting with Marilou; pay with cash or check. Questions? Contact Marilou.

C'MON, JOIN THE FUN!
YOU HAVE EIGHT MONTHS TO MAKE IT!



Carrie Bibelhauser's Trunk Show at the Masonic Home with lunch afterwards

Wednesday, June 7

Carrie Bibelhauser, featured quilter at this year's QDO,
has ten of her quilts on display at the Masonic Home's Independent Living Facility.
Carrie will give us a private showing and talk about each quilt.

We will leave the Jeffersonian at 9:30 a.m. and caravan to the show,
go to lunch (TBD) afterwards, and return around 1:00 p.m.

Space is limited. Sign up in the Sign-Up book.

All content for the June newsletter must be submitted to
Luann at luannjohnson99@gmail.com by May 20.

For more picture and news, visit us at nimblethimbles.com.

Facebook user? Come join us on our public site "Louisville
Nimble Thimbles" and our private group "LNT Members".

Louisville Nimble Thimbles 2023 Board of Directors

| | |
|-----------------------|-----------------|
| President | Susan Wolfe |
| Vice President | Polly Wagner |
| Programs | Debbie Bates |
| Membership | Bill Briggs |
| Secretary | Becky Conkling |
| Treasurer | Sandy Davis |
| Hospitality | Susan Churchman |
| Newsletter | Luann Johnson |
| Cuddle Care | Mary Cleary |
| Website | Susan Hatton |