



Nimble News

Louisville Nimble Thimbles Quilt Guild
Fourth Quarter 2019

Meeting at The Jeffersonian, 10617 Taylorsville Road, Louisville, KY 40299
First Thursday at 6:30 p.m. • Third Thursday at 10 a.m.

Be sure to check your email before heading to a meeting to ensure the location has not changed.

Message from the President



Well, when I was thinking about my article for the newsletter this quarter I was thinking that I would begin by saying how nice it is for Fall to be upon us now and how we should be

enjoying the cool crisp days and getting ready for the holidays. But no, Mother Nature obviously has other plans for us as it is still 95 degrees outside. UGH!! Now hopefully when the newsletter comes out we will be celebrating Fall time in all its splendid glory. And maybe even Mother Nature will have her spectacular "quilt of many colors" ready for us to enjoy as the trees begin to show their fall colors and meld together into the most beautiful quilt of all. I think I missed this most of all living in California. So be sure to get out and enjoy the show.

Summer was a busy time for us here at LNT with the Children's Quilt Show, our 40th birthday and the State Fair.

The Children's Quilt show was a big success. Congratulations to Marilou Jacobs and the committee for an outstanding job in putting this fun day together for the kids to show off their work. I was totally impressed by the quality of the work that was done by these talented kids. They were all so excited to tell about their quilts and how they made them. It was a special day and

one that was enjoyed by all who attended. The other exciting thing is that the quilt show will be featured on the KET show Kentucky Life, so look for more information to come on this.

We turned 40 this year, so once again Happy Birthday to the Louisville Nimble Thimbles. Robbie Altman, our Hospitality Chair, planned a spectacular party for us to celebrate ourselves and all that we do. There was a lot of good food, of course, and reminiscing about the last 40 years. The night was made even more special by the attendance of some of our charter members. Joy Peterson, one of our charter members, shared some stories from the "old days" and even brought an album of some of her quilts. It was fun to see some of the patterns that were popular then. We also welcomed another charter member, Pat Sturzel, who told us some of the history behind the Balloon Quilt that eventually led to our LNT logo. Robbie surprised us with a special gift, and we all left with a beautiful rotary cutter case (masquerading as a cutlery holder). And to top it all off we also received a very cool LNT luggage tag, compliments of Susan Wolfe. Thanks to Robbie and all who helped to make it such a wonderful celebration.

We finished off the summer with the State Fair. Once again several of our LNT members were ribbon winners – Debbie Hampton, Kim Wright, Luann Johnson, Angela Huffman and Angelique Shah.

continued...

Upcoming Events

Oct. 3 - Quarterly business meeting and Kite in a Square
Tway House - 10235 Timberwood Circle

Oct. 4 - Quilt Show and Auction
Shawnee Theater, Bloomfield, IN 47424

Oct. 11 - Quilting at the Crossroads
Indiana State Fairgrounds,
1202 E. 38th St, Indianapolis, IN 46205

Oct. 1 - Quilt Exhibit at Heritage
Hall-Navy Bean Fall Festival
214 Main Street, Rising Sun, OH 47040

Oct. 17 - Insulated Steering Wheel Cover
Tway House - 10235 Timberwood Circle

Oct. 18-19 - One Stop Shop Hop of the
Bluegrass - 395 Paroquet Springs Dr.,
Shepherdsville, KY 40165

Oct. 18-19 - So. Indiana Fiber & Arts
Festival - Harrison County Fairgrounds
341 S. Capitol Ave., Corydon, IN 47112

Nov. 7 - "Show us the Back!"
The Jeffersonian

Nov. 21 - Clothesline Bowls
The Jeffersonian

Dec. 5 - Christmas Party

No day meeting on Dec. 19

"Of course I talk to myself when quilting. I need expert advice."

Message from the President ***continued***

Congratulations to you and to all who submitted quilts this year. Our LNT day was once again a big hit with the fairgoers. Terri Catron coordinated our day at the fair and the Maryhurst bag demonstration. I was glad to hear that in between all the questions and interest in the demo that we got some bags completed. Thanks to Terri for another successful LNT day.

In looking ahead to the rest of the year, we have some great programs in store for us so you will definitely want to keep this in mind and join us for the October and November meetings. And you certainly won't want to miss our annual Christmas party in December.

As this will be our last newsletter for 2019, I wanted to take the opportunity to say thanks to all of you for a great year here at LNT. It has been a pleasure to serve as the President of this wonderful organization. We have had a fantastic group making up

your Board and it has been an honor to be in their company. Let's give a big shout out to our "retiring" Board members – Polly Wagner, Debbie Bates and Barb Rogers. Thank you all for your tireless contributions to LNT.

I'll close with a quote I recently saw – author unknown.

"Good friends are like quilts- they age with you but never lose their warmth".

Happy Holidays, everybody!!!

Bill

LNT Quarterly Business Meeting - Oct. 3 at 6:30 p.m.

The Louisville Nimble Thimbles 4th quarter business meeting will be held at 6:30 p.m. on October 3, 2019. Agenda items include:

1. Nomination and election of officers/committee chairs for 2020

Officers

President:	Bill Briggs
First Vice President:	Susan Wolfe
VP of Programs:	Brenda Cook and Julie Mackell
VP of Membership:	Pam Soto
Secretary:	Carol Hollon
Treasurer:	Sandy Davis

Committee Chairs

Cuddle Care:	Debbie Hampton and Sandy Davis
Hospitality:	Robbie Altman
Newsletter:	Kim Wright
Website:	Susan Hatton

2. The LNT Kentucky State Fair class for 2020.

"Hand or machine pieced, stationary machine quilted (where the quilt is moved), minimum perimeter of 100". Made by a non-professional."

Christmas Squares Competition

Barabara Rogers passed out Christmas fabric at the last few meetings. If you didn't get one, please let her know. Each member is challenged to make one 12 ½-inch block using this fabric and any other fabrics that you choose, using any pattern or technique. You must use at least half of the Christmas fabric provided in your

block. Bring it to the Christmas party. We will put them on the wall and vote for our favorite. The first winner will get to choose 12 blocks to keep. The second place will do the same, and so on until all the blocks are gone.

We need full participation in order to assure there are enough finished blocks to make 3 or 4 complete quilts.



Program and Project Updates



Cuddle Care

From Debbie Hampton

Cuddle Care continues in high gear! We have delivered 153 baby quilts to Norton Children's Hospital this year. There are countless additional quilts in your hands being bound. It's been a very good year!

Cuddle Care is the chosen charity of LNT. Please remember that fabric and cash donations are greatly appreciated and tax deductible.

Thank you, Cuddle Care Committee and dedicated guild members, for the overwhelming success of this program.



Kentucky State Fair

From Terrie Catron

Another Kentucky State Fair has come and gone. Louisville Nimble Thimbles is fortunate to have a demonstration booth in the textile department each year and this year was no exception. Surrounded by beautiful quilts as well as hundreds of other entries in the textile department, several members from our guild volunteered to stitch tote bags for Maryhurst and speak to fairgoers about our wonderful guild. We shared the booth with the lovely quilters of the Southwest Quilters Guild (of which I am also a member), based at the Southwest branch of the Louisville Free Public Library. It was so nice to be able to share a booth with them!

I want to thank each member that took time to volunteer at the booth. I had plenty of help setting up and knocking it back down, and I appreciate you all very much. There was a lot of interest in the booth and we were kept busy sewing and talking to fairgoers until time to pack up, making for a lot of laughs and a day that just flew by! All in all, I would say that it was another successful Day at the Fair for LNT!

“A quilt will
warm your body and
comfort your soul.”





Program and Project Updates

Third Annual Children's Quilt Show

From Debbie Hofelich

The third annual Children's Quilt Show was held on Sunday, July 28, 2019, at the Jeffersontown #2 Fire Station in Louisville, Kentucky. There were 21 entries from area quilters seventeen years of age and younger. An estimated 100 guests enjoyed lemonade and animal crackers as they reviewed all the lovely quilts submitted by these industrious children. This year's show was enhanced with a surprise. Children and adults were delighted by the performance of Mr. Red Harris as he entertained us with his magic show!

The Children's Quilt Show will get a lot of publicity later this year. The KET program, Kentucky Life, filmed a portion of our event, and the segment will be aired sometime soon, likely in November. Stay tuned.

Stitch Pillow Tutorial

Here's how to make the stitch pillow Terrie had at the September meeting.

"Finished is better
than perfect."



Stitch Pillow Tutorial

Need relief from neck, shoulder and arm pain...make yourself a stitch pillow!!!



Happy Birthday, Lovely Ladies and Gentleman


October: Marilou Jacob (10/2), Shirley Cole (10/14), Susan Hatton (10/14), Bill Briggs (10/17), Becky Conkling (10/27)

November: Sarah Jane Lynch (11/2), Ann Marie Kenney (11/4), Julie Mackell (11/17), Pam Soto (11/22), Sherry Metzmeier (11/26)

December: Janet Metry (12/2), Marilyn Koehler (12/6), Linda Bartlett (12/7), Yvonne Meredith (12/16), Sandy Shawhan (12/29)

Sewing machine & basic supplies

Machine, manual and tools, extra needles, thread, bobbins, pins, scissors, seam ripper, rotary cutter, small cutting board (12x18), rulers, travel iron, ironing mat and extension cords.



Kite in a Square

Upcoming Evening Programs

October 3rd - Kite in a Square, Susan Wolfe - 6:30 p.m.

Location: Tway House, 10235 Timberwood Circle, Louisville, Ky 40223

- 4 - matching 5-1/2" squares
- 4 - 3" x 6" rectangles of contrasting fabric
- 4-1/2" square ruler
- Sewing machine and basic supplies - This is a small project so bring a smaller cutting board and ruler, if you have them.

Don't just come and watch, bring the supplies and do it. Free gift/tool for those that do.

November 7th - "Show us the Back!" with Jane Adolf - 6:30 p.m.

Location: The Jeffersonian, 10617 Taylorsville Rd, Louisville, KY 40299

This is a demo/lecture class. No need to bring sewing machine or supplies.

Join us for a look at the back of the quilt. Be your long-armor's favorite customer by providing a quilt back that will be easy to load and stitch to your quilt top. Through a mini trunk show and slide presentation, Jane will discuss fabric size and pattern, thread choice, and provide some technical tips on piecing the backing when you don't have one piece large enough. We'll get into the fun stuff when we discuss piecing options, design choices, and ways to make the back of the quilt almost as wonderful as the front. Feel free to bring one of your quilts with your favorite backing to share with the group.

December 5 - Christmas Party - 6:30 p.m.

Location: The Jeffersonian, 10617 Taylorsville Rd, Louisville, KY 40299

Bring a favorite dish and join us for our holiday celebration.



Upcoming Day Programs

October 17 - Insulated Steering Wheel Cover, Susan Wolfe - 10 a.m. - 2 p.m.

Location: Tway House, 10235 Timberwood Circle, Louisville, Ky 40223

Fabric Supplies (bring all fabrics to class):

- 1 fat quarter for the front
- 1 fat quarter for the back
- 1 fat quarter for the binding
- 1/2 yard of "insul-bright" (enough for 2)
- Thread/ bobbin which matches front and back fabric
- Thread/ bobbin for attaching binding (can be matching or contrasting as it will be visible)
- Sewing machine and basic supplies





*"May your bobbin
always be full!"*



Upcoming Day Programs

November 21 - Clothesline Bowls, Terry Catron - 10 a.m. - 2 p.m.

Location: The Jeffersonian, 10617 Taylorsville Rd, Louisville, KY 40299

- Sewing machine with zigzag capability. This project generates lots of lint so, make sure your machine is cleaned and oiled before beginning and throughout the project. You will be sewing through fabric-wrapped clothesline so a machine capable of sewing through thick seams without complaint is needed.
- Paper glue stick or Aleene's Tacky Glue
- Fabric: Approximately ½ yd. of cotton fabric, cut into between ¾" and 1" strips, width of fabric. You may use fat quarters, but it becomes tedious to use anything less than 18" in width.
- Thread: This project uses a lot of thread so bring extra. If making a scrappy project, this is a good way to use leftover threads and bobbins. It's a good idea to prewind a couple bobbins, as well.
- Sewing machine needles: I normally use a size 70/10 or 80/12 needle universal needle. Others have required a 90/14 universal, denim or microtext needle or 75/11, 90/14 quilting needle. You may want to bring a couple needles, as you will be sewing through cloth-covered rope and there is a chance of bending or breaking a needle, although this has been a rare occurrence in my experience. Your choice of needle will depend upon your machine and what it likes when stitching this project, so bring a variety of needle sizes.

No Day Meeting in December

Membership Report

Membership report for this quarter is --- 61 paid members, 1 gratis member and 2 honorary members. There is a current membership roster available on the website, but if you would like one to be mailed to you, please contact Pam Soto at pssoto01@gmail.com or 502-921-1714.

Featured Member: Susan Churchman

Susan joined LNT last year, and has only been quilting for about five years. Her two sisters, who were both quilters, inspired her and helped her to get started. She keeps a notebook about each quilt she makes. In the first three years, she made quilts for each of her nine grandchildren. She hand quilted three of her quilts using a hoop, but has yet to attempt machine quilting. Her goals are to learn appliqué, free motion quilting and long arm quilting.

Susan says, "I hand piece with two other ladies at my old church to make money for the ladies to donate. One lady, age 88, has quilted forever. She has been my mentor. I try to get my stitches as neat and small as her stitches."

Tips & Tricks: Stash Buster - 2.5" Leaders

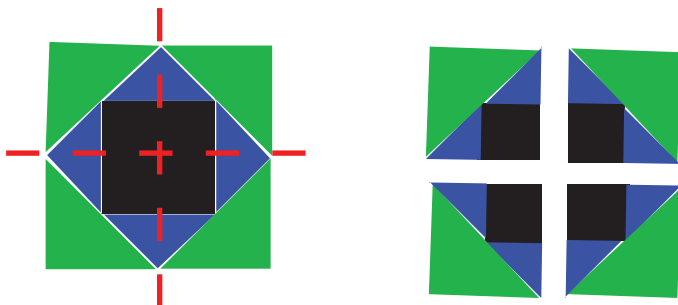
from *Just Get it Done Quilts*

If you use leader scraps (spiders, headers) before you start sewing, to keep your material from being pushed into the well of the sewing machine, consider using 2.5" square scraps. Place 2 blocks right-sides together and sew a 1/4" seam. Use a new set each time. Before you know it, you'll have lots of twosies that can be sewn into 4 patches and then into a full quilt top.

Tips & Tricks: Economy Block to WOW

from Angela Huffman, as seen on *Fons & Porter's Love of Quilting*.

Make a Square in a Square (or Economy) block and then use a rotary cutter and ruler to trim the block into four sections. You end up with a complicated-looking block without a lot of fuss.



Tips & Tricks: Sewing Over Thick or Uneven Seams

from *Just Get it Done Quilts*

If you need to sew over an uneven section of fabric (like where several seams come together in one spot), stop just before the higher section, lift your presser foot and add a piece (or two) of folded fabric under the back of the presser foot (behind the needle). This will make the foot more even with the higher section and help you get over those thicker spots. Since the folded fabric is behind the needle, it's not sewn into your project and is easy to remove.



Check out these YouTube Channels with great quilting tutorials.

[Just Get it Done Quilts](#)

Lots of tips & tricks for faster, more accurate quilting.

[Adria Good Long Arm Quilting](#)

Serious eye candy for the long arm quilter in you. It's mesmerizing!

[SewVeryEasy](#)

Quilting and sewing demos and tutorials of all kinds.

[Teresa DownUnder](#)

Lots and lots of quilt block tutorials.

[Amy Johnson](#)

Free-motion quilting tutorials on a domestic sewing machine.

[Helen Godden Quilts](#)

Amazing painted quilts and other quilting tips and advice.


Louisville Nimble Thimbles 2019 Officer Roster

President:	Bill Briggs
First Vice President:	Susan Wolfe
VP of Programs:	Debbie Bates Barbara Rogers
VP of Membership:	Pam Soto
Secretary:	Carol Hollon
Treasurer:	Polly Wagner
Hospitality:	Robbie Altman
Cuddle Care:	Debbie Hampton
Newsletter:	Kim Wright
Website:	Susan Hatton

“When life throws you scraps, make quilts!”

Photos from Heartland of Kentucky Quilt Show and AQS Fall Paducah 2019

Heartland of Kentucky Quilt Show 2019



AQS Fall Paducah 2019

