



Nimble News

First Quarter 2019 Newsletter

www.nimblethimbles.com



Louisville Nimble Thimbles Quilt Guild

Meeting twice monthly at the
Jeffersontown Community
Center, 10617 Taylorsville Rd.,
Louisville, KY

First Thursday at 6:30 PM,
Third Thursday at 10 AM

Message from the President

HAPPY NEW YEAR LNT!!!

I hope that 2019 is off to a good start for all of you!! As I start my term as President of LNT I know it is going to be a good year for me. I mean, come on – being a part of this wonderful group of people such as yourselves, how can it be anything but. I am honored to “take the bell” from our outgoing President, Luann Johnson. Join me in giving her a big “virtual” round of applause for the outstanding job she did in leading us for the past 2 years. I know I have a hard act to follow but am ready to continue in her footsteps.

I feel so fortunate to have found a quilting community in Louisville. Before I moved back here in 2014, I searched the internet for any groups or guilds in Louisville that I could join. The only response I got was from someone named Vivian and she told me that LNT was THE best guild in town and that I should definitely plan to come to a meeting. So, on her advice I came to my first meeting and well, as they say, the rest is history. Thank you all for making me feel so welcome.

I want to say thank you to the members of the Board who are staying on for another term - Susan Wolfe, Polly Wagner, Pam Soto, Debbie Hampton, Terrie Catron and Susan Hatton. And welcome to our new members – Secretary Carol Hollon, Hospitality Carol Altman and Programs Debbie Bates and Barbara Rogers. I am a lucky president to have such a fabulous group of people to “hang with”.

So, now down to business. We are getting ready for one of our biggest functions –Quilter’s Day Out coming up in February. We will be needing your help so don’t hesitate to get involved. Remember that the QDO boutique is one of our main sources of income for the guild so look in your sewing rooms for any “treasures” you may not be using anymore and let us put them in the boutique. You just never know what a fellow quilter will think is a fabulous find.

There’s lots of good things coming in 2019. Our programs committee has some exciting things in the works. The Children’s Quilt Show is off and running, the Quilt of Valor, Cuddle Care - lots of opportunities to get involved in the Guild this year. That’s not to mention getting together each month to share and learn new things from each other. Let’s all join together and make this a great year! Here’s one last thing:

My Wish for Fellow Quilters

May your points always meet
and your corners be square,
May your grain lines run straight
and there’s fabric enough to spare,

May your stitches be even,
may your miters be true,
may your batting lie flat,
and your quilt win the blue.

Bill

2019 QUILTER'S DAY OUT
LOUISVILLE NIMBLE THIMBLES BOUTIQUE
February 23, 2019

Wow, it is upon us once again, our annual fundraiser! This is an important event for our guild and preparations are already in the works. The Louisville Nimble Thimbles Quilter's Day Out Boutique is our one and only fundraiser and allows for all the wonderful programs that we enjoy throughout the following year.

That being said, there is a lot of preparation that goes into this event and we need your help as members of our guild. There will be sign-up sheets in the binder at the front door. These are the dates that we will need your help:

February 20, 2019 – Sorting and pricing Location: The Jeffersonian Time: 9am -5pm

This is the day we haul out all the donations that people have so generously given us. Everything has to be priced and organized into bins for display at the boutique. This is a HUGE undertaking and we need our membership to step up to lend a hand. We have tasks of all kinds, whatever your abilities! Bring a sack lunch and stay for the day or a couple hours, whatever you are able to do. This is also a GREAT opportunity to *shop* the boutique and catch those items you have been looking for at *unbelievably low prices* to fill out your sewing needs!

February 22, 2019 – Boutique Setup Location: Paroquet Springs, Shepherdsville, KY Time: 8am – until finished (usually no more than 3hrs)

We need several able-bodied members to assist in bringing our bounty from the parking lot into the venue as well as help in setting up the boutique.

February 23, 2019 – Boutique Sale Day Location: Paroquet Springs, Shepherdsville, KY Time: 8am – 5pm

Several members are needed to serve as cashiers throughout the day and then we will need help at the end of QDO to pack up.

Please, sign up to help make 2019 a joyous and successful year for LNT.

***Save those gift bags you received during the holidays for the boutique!
They will lend a little class to our booth! ***

Our first business meeting in 2019 will be at 6:30 p.m. on Thursday, January 3, prior to the class. The main purpose of this meeting is to vote on:

- Revisions to By-Laws
- Revisions to Standing Rules
- the 2019 LNT Budget.

These documents can be found in the member area of the nimblethimbles.com website under documents and "Items for Vote at 1-3-19 Business Meeting".

*And now we welcome the new year.
Full of things that have never been.*

Many of you may not realize that LNT is a 501c3 charity. Our By-Laws state: *"The purpose of LNT shall be to promote the art of quilt making through an active program of education and study, and to preserve our quilting heritage and traditions."*

Your membership dues (which have never been increased during our 39 years) and income received from the boutique at Quilters' Day Out have financed the many programs which have met the purpose of our guild. Thank you for your support in helping LNT become a strong and respected guild in our community.

If you usually make charitable donations at the end of the year, remember that additional LNT income can be used for more guests and specialty teachers as well as for projects that increase public awareness of LNT's contributions to the community.

2019 Kentucky State Fair Featured Class: "Two Color Quilts"

It's not too early to begin working on your entry.

Guidelines:

- Hand or machine pieced.
- Hand or machine quilted.
- Minimum perimeter of 300".
- Tints and shades of the two chosen colors may be used.
- Black and white are to be considered a color.

REMINDER: If Jefferson County Schools are closed, or close early due to inclement weather, our meeting will be cancelled.

Membership Report

Another new year ringing in, and that means it's time to renew your LNT membership!!! For new members and those renewing, the \$20 LNT membership fee is due the end of January. There will be someone at both the day and night meetings during the month to collect, so please be ready! ☺

In exchange for the \$20 membership fee, we will keep you updated via email on what is up and coming, reminders, class supply lists, road trips, local quilt events, etc. You will have access to view our LNT website which includes photos of meetings and special events, and a calendar of all events. In addition, our quarterly newsletter is emailed to all members with email access, and mailed to those who do not.

Our meetings this year will include more classes by members such as how-to's, tips and tricks, quilt blocks and table runners. All members can attend these great meetings for free! Cash or check are accepted, would love to see everyone continue their membership for 2018!!! If you are unable to attend the January meetings, and would like to mail in your payment, please send to the address listed below:

Louisville Nimble Thimbles
P.O. 119967
Louisville, Kentucky 40299

I am a quilter and my house is in pieces.

Cuddle Care Report

The 2018 Cuddle Care program donated a total of 114 quilts to Norton Children's Hospital. Thanks to each and every member that made it happen. A special thanks to the Cuddle Care Committee for all the hard work.



The CC Program is structured to encourage the participation of all members of different skill levels. If you can't sew a stitch, we will teach you. Donations of fabric and batting are always needed to keep the production line running. For the talented few that chose to do so, a completed Cuddle Care quilt in any size, shape or form is greatly appreciated!

Greater Louisville Girl Scout Festival of the Arts.



It was a cold, blustery day, but the warmth of our welcome soon did away with the chill. As has become our tradition, the second Saturday in November found volunteers Brenda Foley, Luann Johnson, Nan Lambert and Susan Wolfe at the Girl Scouts Headquarters sharing our skills with nine members of Troop 406. Also, per our tradition, every scout left with a double yo-yo flower pin.


Our LNT members thoroughly enjoyed the activity, and, as you can see by the photos, the girls had a good time, too.

QUILTS OF VALOR PRESENTATION

Imagine our surprise when we arrived at Amvets Post 9 for the Quilts of Valor Presentations only to discover the co-presenting guild had cancelled the event without notifying us. What?!? No room!! No refreshments!! And a number of guests arriving as we learned the unsettling (understatement) news!!

A very sympathetic member of the Post Auxiliary jumped to our rescue and arranged for us to use a smaller secondary room and arranged for free drinks from the bar to accompany the one platter of cookies and one platter of cheese and crackers I had brought to supplement (because we had so many guests) the Auxiliary's usual spread.

"All's well that ends well", and 25-30 attendees watched with pride as honored recipients Linda Brashears and Glen Walters received their Quilts of Valor. A heartfelt rendition of "God Bless America" closed the ceremony.



Upcoming Programs and Events

EVENING PROGRAMS 6:30pm – until our bobbin thread runs out

Nimble News, First Quarter 2019
Page 5 of 8

January 3

“One Fish, Two Fish”, Kim Wright

We'll be creating blocks for the “1 Fish, 2 Fish” quilt. Strip sets will be provided for anyone wanting to make blocks for Cuddle Care Quilts. For anyone wanting to take the blocks home with them, they will need to bring 3 strip sets made up of 2.5” strips, WOF.

1 set - Four (4) strips – colorful print fabric (fish body)

1 set - Two (2) strips – colorful print fabric (fish tail)

1 set - Two (2) strips – blue fabric (water/background) **OR** one (1) 4.5" strip - blue fabric (water / background)



February 7 Tway House, 10235 Timberwood Circle (Plainview), Louisville, KY

Skills School presented by our talented and knowledgeable members!

Back again by popular demand! The skills presented in this “Skills School”:

- Choosing colors and shades
- Joining pre-quilted sections
- Basting a quilt without crawling around on the floor
- Joining multiple seams
- How to use the Nimble Thimbles website



March 7


Mini Table Runner (finished size of 8” x 30”)

We will be making a mini table runner or “dresser scarf” using a fusible grid that will be provided

Supplies:

Coordinating fabrics as shown in the sample pictures

- Focus fabric (4 center squares) – cut 5” x 5” – cut 4
- Triangles (on the edges) – cut 3 – 5” x 5” squares and sub cut each in half to make 6 triangles.
- Sashing (around the center squares) – cut 16 - 1 ¾ “x 5”
- Accenting corner squares – cut 13 – 1 7/8” x 1 7/8”
- ¼ yard of fabric for the binding
- 1/3 yard of fabric for the backing
- 1/3 yard of batting
- Applique pressing sheet
- Sewing machine & basic supplies (see note below)



Note: Sewing machine & basic supplies = Machine, manual and tools, extra needles, thread, bobbins, pins, scissors, seam ripper, rotary cutter, small cutting board (12x18), rulers, ironing mat and extension cords.

January 17

Cuddle Care Workshop

Strip piecing

Bring basic sewing supplies (see note at bottom of page) and a brown bag lunch.

Bring any solid (or reads as solid) pastel fabric you have on hand. We will cut during the workshop.



February 21

Our beloved “Donna Duncan Show” has been cancelled due to illness. Please stay tuned as the Programs Committee scrambles to fill this slot! If you would like to present a program for this meeting time, please notify Program Chairperson Debbie Bates or Barbara Rogers.

March 21

Design My Log Cabin, Susan Wolfe

One of the features of the Log Cabin is the versatility of the squares. A mixture of light and dark strips creates a unique pattern. The intensity of the colors you select add to the overall finished product.

Supplies:

Basic Log Cabin Throw – Choose two (2) colors that complement, but will contrast with each other*. Decide which will be the light color and which will be the dark color.

From the Light color - cut 20 strips - 2” by WOF

From the Dark color - cut 25 strips – 2” by WOF

--OR--

Advanced Log Cabin Throw – Choose two (2) colors that complement, and select three different degrees of color for each of the two (2) colors*. For example: a light, medium and dark of the light color; and a light, medium and dark of the dark color.

From the lightest light - cut 3 strips - 2” by WOF

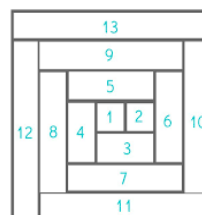
From the medium light - cut 7 strips - 2” by WOF

From the darkest light - cut 10 strips - 2” by WOF

From the lightest dark - cut 5 strips - 2” by WOF

From the medium dark - cut 8 strips - 2” by WOF

From the darkest dark - cut 12 strips - 2” by WOF



* Please *do not* select yellow and red together as your two colors. Pair these colors with some other color. You will need basic sewing supplies with a neutral thread, but you can leave your irons at home.

Note: Sewing machine & basic supplies = Machine, manual and tools, extra needles, thread, bobbins, pins, scissors, seam ripper, rotary cutter, small cutting board (12x18), rulers, iron and ironing mat, extension cords.

Featured Member

*Nimble News, First Quarter 2019
Page 7 of 8*

Ann Marie K. joined LNT after she felt a warm welcome during the 2018 July “sit and sew”.

Her serious sewing began in January 2017 after a major life changing event. Once family members saw her work, the requests began.

“My eldest granddaughter found a quilt she loved and sent a text picture of it. It kind of scared me because it looked so complicated. Long story short, I was floored at how easy it was to make, all half square triangles! I had it long arm quilted and entered it into the 2018 Kentucky State Fair. I did not win a ribbon, but I felt good that I had made a ‘real quilt’. I have completed one quilt since and have one that is unfinished. My future goal is to learn both hand and long arm quilting”.

Ann Marie is definitely a winner in our books and we look forward to seeing that “unfinished” quilt at a future “show and tell”.



Fabracadabra

[fab-ruh-kuh-dab-ruh]

noun

a mystical word or expression used when fabric magically appears in your stash that you forgot buying, hid under the stairs, or stashed under your bed months ago.



Quilting with friends will keep you in stitches.



Oh my gosh, Bill!
Look what we did
to our last
president! Are
you sure you are
ready for us?



THIRD QUARTER BIRTHDAYS

January: Kathy Ausmus, Joyce Boston,
Claudette Hahn, Debbie Hampton

February: Susan Wolfe

March: Robbie Altman, Vivian Armstrong,
Debbie Bates, Janet Larmee, Deanna
Schley, Barbara Jean Weller

HAPPY BIRTHDAY LOVELY LADIES!

*Our lives are like quilts - bits
and pieces, joy and sorrow,
stitched with love.*

Tips and Tricks

- ❖ To prevent ravel and minimize tangled threads, take a small diagonal snip from each corner of a new fabric before tossing it in the laundry.
- ❖ If, when joining two pieces of fabric, you find it necessary to ease in fullness, pin generously and then stitch with the "full" side down. The feeding action on many sewing machines will gather slight fullness in the bottom layer.
- ❖ A dull rotary cutting blade may be too dull to cut fabric, but it is wonderful to use when cutting templates or paper. If you do not put it immediately into a dedicated rotary cutter, mark it with a permanent marker and store it in the case that held the new blade.

Great Links Harvested from the WWW:

- ❖ Angela Walters' website/blog filled with quilting tutorials and tips:
<http://www.quiltingismytherapy.com/homepage/my-blog/>
- ❖ <https://weallsew.com/half-square-triangle-piecing-tip/>
This tip shows how to use a dressmaker's tracing wheel to mark the *stitching* lines rather than using a pencil to mark the *cutting* line when making half-square triangles.
- ❖ Free quilt block patterns, HUNDREDS!
<https://www.generations-quilt-patterns.com/free-quilt-block-patterns.html>

Louisville Nimble Thimbles 2018 Officer Roster

President: Bill Briggs

1st Vice President: Susan Wolfe

Vice-President of Programs: Debbie Bates, Barbara Rogers

Vice-President of Membership: Pam Soto

Secretary: Carol Hollon

Treasurer: Polly Wagner

Hospitality: Robbie Altman

Cuddle Care: Deb Hampton

Newsletter: Terrie Catron

Website: Susan Hatton